

### Rates

Instrumento	TNA	
Call 1d	68,50%	
Call 7d	70,00%	
Caucción 7d	56,30%	30/09/2019
Caucción 30d	60,68%	

BADLAR Priv. (>\$1mm)	59,63%	27/09/2019
TM20 Priv. (>\$20mm)	61,69%	
TPM - Latiq 7D	78,37%	30/09/2019

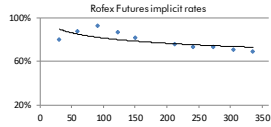
\*TNA ponderada

### BCRA\$A3500 USD \$57,558

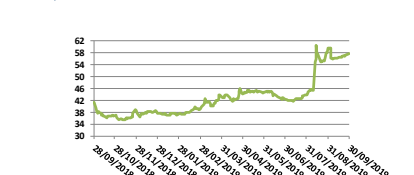
Days	Change	Annualized
7d	1,1%	58%
31d	-2,6%	-30%
62d	31,2%	184%
94d	35,6%	139%
185d	32,8%	65%
367d	40,7%	41%

### Roflex - ARS/USD Futures

Futures	Maturity	Days	USD	Rates	-d1	Ch	Op.
SPT	30/09/2019	-	57,595				
DLR120219	31/10/2019	31	61,470	79,2%	61,90	-0,7%	636
DLR120219	29/11/2019	60	65,850	87,7%	66,30	-0,7%	293
DLR120219	31/12/2019	92	70,910	91,7%	71,32	-0,6%	212
DLR12020	31/01/2020	123	74,350	86,3%	74,90	-0,7%	67
DLR2020	28/02/2020	151	76,900	81,0%	77,60	-0,9%	91
DLR3020	31/03/2020						
DLR4020	30/04/2020	213	83,000	75,6%	83,85	-1,0%	49
DLR5020	29/05/2020	242	85,500	73,1%	86,50	-1,2%	33
DLR6020	30/06/2020	274	89,000	72,6%	89,00	0,0%	3
DLR7020	31/07/2020	305	91,500	70,4%	92,00	-0,5%	2
DLR8020	31/08/2020	336	94,000	68,7%	95,00	-1,1%	1
DLR9020	30/09/2020						1.386

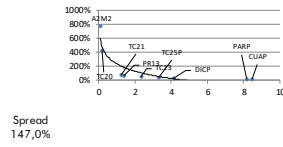


### ARS Spet



### Bonds

Bond	Code	Amt Out.	Coupon	Price	YTM	MD	Maturity
Sovereign Bond Inflation Indexed							
Gallo \$ 03-20	A2M2	30.000	4,00%	78,96	779,82%	0,09	06/03/2020
Boncor 20	TC20	110.401	2,25%	98,67	427,52%	0,18	28/04/2020
Bacon 24	PR13	890	2,00%	260,37	62,79%	1,39	15/03/2024
Boncor 21	TC21	57.390	2,50%	98,47	79,75%	1,24	22/07/2021
Boncor 23	TC23	28.300	4,00%	54,93	53,52%	2,36	06/03/2023
Boncor 25	TC25P	29.908	4,00%	45,42	41,03%	3,22	28/04/2025
Disc ARL 05	DICP	10.472	5,83%	461,21	28,31%	4,12	31/12/2033
Par ARL 05	PARP	2.861	1,77%	212,11	18,27%	8,48	31/12/2038
C-Par ARL 05	CUAP	23.434	3,31%	428,20	14,97%	8,16	31/12/2045
Sovereign and corporate ARS Floating Monetary Policy							
Bonle TPM 20	TJ20	142.378	TPM+0%	49,69	508,97%	0,25	22/06/2020



### Sovereign ARS Floating Badlar

Bonar 20	AM20	16.728	BP+ 3,25%	59,90	690,79%	0,14	01/03/2020
Bacon 22	PR15	3.074	BP+ 0,0%	105,57	294,33%	0,30	04/10/2022
Bonar Abr 22	AA22	53.625	BP+ 2,0%	64,37	206,39%	0,55	04/04/2022

### Sub-Sovereign ARS Floating Badlar

CABA TD C20	BDC22	3.708	BP+ 5,0%	78,02	150,81%	0,72	24/01/2022
CABA TD C24	BDC24	22.614	BP+ 3,25%	60,31	155,27%	0,87	29/03/2024
CABA TD C23	BDC28	13.262	BP+ 3,75%	65,28	158,61%	0,77	22/02/2028
PBA TD S1 C2	PBD19	1.465	BP+ 4,0%	65,10	2441,12%	0,03	06/12/2019
PBA TD 2022	PBY22	15.182	BP+ 3,83%	38,49	381,48%	0,37	31/05/2022
PBA TD 2025	PBA25	30.000	BP+ 3,75%	51,31	291,02%	0,38	14/04/2025
Rio Negro 2020	RN20	1.800	BP+ 5,0%	46,51	90,22%	0,12	06/07/2020
Neuquén 2021	BNF21	1.912	BP+ 5,0%	44,75	248,96%	0,33	23/02/2021
Mendoza 2021	PMJ21	5.219	BP+ 4,375%	57,11	230,90%	0,57	09/06/2021
Salta 2021	SA21	400	BP+ 5,0%	48,50	251,53%	0,58	22/12/2021

### Sovereign Dual ARS Fixed Dollar - Linked

Bonos Dual Feb-20	AF20	1.638	4,50%	1.974,36	2127,99%	0,08	13/02/2020
-------------------	------	-------	-------	----------	----------	------	------------

Bond	Code	Amt Out.	Coupon	Price	YTM	MD	Maturity
Bonle \$ Oct 21	TO21	62.500	18,20%	24,52	284,18%	0,36	04/10/2021
Bonle \$ Oct 23	TO23	64.150	16,00%	40,43	73,60%	1,43	17/10/2023
Bonle \$ Oct 26	TO26	96.570	15,50%	41,02	56,13%	1,82	19/10/2026

### Lecops ARS

Bond	Days	Amt Out.	Coupon**	Price	TIR	MD	Maturity
S30G9	147	52.080	4,25%	66,45	497,43%	0,05	26/02/2020
S13S9	161	69.612	4,25%	61,04	493,77%	0,06	11/03/2020
S30S9	180	44.038	3,45%	73,54	494,55%	0,07	30/03/2020
S11O9	189	62.000	4,00%	68,00	512,44%	0,05	08/04/2020
S31O9	209	40.000	3,35%	83,00	481,10%	0,07	28/04/2020
S15N9	224	45.250	4,25%	61,72	472,67%	0,08	18/05/2020
S28F0	239	23.753	2,65%	56,90	369,82%	0,13	28/05/2020
S30A0	301	27.430	3,00%	50,91	413,34%	0,15	29/07/2020
S29Y0	330	45.384	3,75%	46,06	323,52%	0,20	27/08/2020
S31L0	393	49.118	2,65%	34,59	368,03%	0,22	29/10/2020

\*\* Compounded monthly

### Bonds

Bond	Code	Amt Out.	Coupon	Price*	YTM	MD	Maturity
------	------	----------	--------	--------	-----	----	----------

Sovereign USD							
Bonar 20	AO20	2.948	8,000%	45,05	163,83%	0,50	08/10/2020
Bonos Int.21 NYL	AA21	4.497	6,875%	52,40	71,76%	1,03	22/04/2021
Bonar 24	AY24	12.583	8,750%	39,41	66,68%	1,12	07/05/2024
Bonos Int. 22 NYL	AZ2E	3.250	5,625%	44,57	54,78%	1,64	26/01/2022
Bonos Int. 23 NYL	AZ2E3	1.750	4,625%	43,36	39,12%	2,41	11/01/2023
Bonar 25	AA25	5.555	5,750%	39,90	37,02%	2,81	18/04/2025
Bonos Int. 26 NYL	AA26	6.497	7,500%	47,50	27,02%	3,71	22/04/2026
Bonos Int. 27 NYL	AZ27	3.750	6,875%	43,59	25,33%	4,25	26/01/2027
Disc 33	DICA	5.042	8,280%	60,40	27,18%	3,91	31/12/2033
Disc 33 NYL	DICY	3.966	8,280%	72,52	22,29%	4,40	31/12/2033
Bonos Int. 28 NYL	AZ28	4.250	5,875%	42,55	22,34%	4,86	11/01/2028
Bonos Int. 28 NYL	AL28	1.000	6,625%	43,36	22,93%	4,76	06/07/2028
Bonar 37	AA37	5.562	7,625%	43,10	21,56%	4,88	20/04/2037
Bonos Int. 36 NYL	AL36	1.750	7,125%	44,88	18,67%	5,83	07/07/2036
Par 38	PARA	1.230	3,750%	38,60	14,59%	8,09	31/12/2038
Bonos Int. 46 NYL	AA46	2.750	7,625%	47,32	18,37%	5,46	22/04/2046
Par 38 NYL	PARY	5.297	3,750%	39,81	14,19%	8,20	31/12/2038
Bonos Int. 48 NYL	AE48	3.000	6,875%	44,06	17,07%	6,12	13/01/2048
Bonos Int. 17 NYL	AC17	2.603	7,125%	45,33	17,03%	5,85	28/06/2117
Sub-Sovereign USD							
Code	Amt Out.	Coupon	Price*	YTM	MD	Maturity	
Bs. As. 21 NYL	BP21	500	10,875%	33,55	223,49%	0,26	26/01/2021
CABA 21 NYL	CABA21	335	8,950%	58,86	28,90%	0,72	19/02/2021
Bs. As. PBJ 21 NYL	PBJ21	900	9,950%	43,14	165,37%	0,48	09/06/2021
CO21D	CO21D	725	7,125%	62,70	46,38%	1,26	10/06/2021
Bs. As. 23 NYL	PBF23	750	6,500%	35,89	78,33%	1,31	15/02/2023
Córdoba 26	CO26	272	7,125%	44,74	43,52%	1,63	27/10/2026
Jujuy 22 NYL	JUS22	210	8,625%	41,36	53,31%	1,95	20/09/2022
Sta Fe 23 NYL**	SF23D	250	7,000%	43,06	47,86%	2,02	23/03/2023
Bs. As. 24 NYL	PBM24	1.250	9,125%	36,67	57,26%	1,96	16/03/2024
Salta 24 NYL	SA24D	350	7,125%	50,68	38,20%	2,34	08/07/2024
Chico 24 NYL	CH24D	250	9,375%	41,43	47,02%	2,25	19/08/2024
La Rioja 25 NYL	RF25	300	9,750%	39,31	51,57%	2,08	24/02/2025
T.Fuegu 27 NYL	TFU27	190	8,950%	66,60	23,74%	2,42	19/04/2027
Mendoza 24 NYL	PMY24	500	8,375%	58,08	31,98%	2,39	20/05/2024
Mun. Cord 24 NYL	MUNCOR24	150	7,875%	46,45	36,58%	2,61	23/09/2024
Chubut 26 NYL	PUL26	650	7,750%	58,56	29,57%	2,38	27/07/2026
Entre Rios 25 NYL	ERF25	500	8,750%	40,85	42,67%	2,52	10/02/2025
Rio Negro 25 NYL*	RND25	300	7,500%	41,01	36,69%	2,92	08/12/2025
Neuquén 25 NYL	NGUEN25	366	7,500%	64,37	22,46%	3,14	27/10/2025
Córdoba 24 NYL**	CO24D	510	7,450%	58,17	23,18%	3,49	02/09/2024
Bs. As. 27 NYL	PB27	1.750	7,875%	38,36	33,73%	3,37	15/06/2027
GABA 27 NYL	GABA27	890	7,500%	46,45	27,05%	3,77	01/06/2027
Bs. As. 28 NYL	BP28	400	9,625%	42,29	34,35%	3,12	18/04/2028
Sta Fe 27 NYL**	SF27D	250	6,900%	58,15	19,38%	4,43	01/11/2027
Córdoba 27 NYL**	CO27D	450	7,125%	58,84	17,86%	4,95	02/08/2027
Par Bs.As. NYL	BP1D	446	4,000%	33,98	28,69%	3,32	15/05/2035
Corporate USD*	Code	Amt Out.	Coupon	Price	YTM	MD	Maturity
Pan Am 2021	OPNS1	333	7,875%	69,52	6,90%	1,00	07/05/2021
Hipotecario 2020	BHCV0	281	9,750%	74,86	47,85%	0,93	30/11/2020
YPF 2021	YCAFO	1.000	8,500%	87,65	19,50%	1,28	23/03/2021
Cablevision 2021**	LCCA0	466	6,500%	93,45	12,50%	1,51	15/06/2021
Transener 2021**	OTRX9	101	9,750%	90,37	17,43%	1,59	1